



Volume 3, Issue 3

FEATURES

RDOD	1
Remembering 9/11	2
Dane of the Month	3
Treat of the Month	4
Pumpkin Pups	5
Halloween Safety	6
Meet N' Greet	7

Responsible Dog Ownership Day

Each year, the American Kennel Club® calls on its more than 5,000 affiliated dog clubs and all other pet-related organizations from around the country to participate in AKC Responsible Dog Ownership Days. The nationwide initiative educates the public about the importance of being a responsible dog owner and celebrates the deep bond between humans and their canine companions.

http://www.akc.org/news/index.cfm?article_id=4418

The Kennel Club of Texarkana will be hosting a Responsible Dog Owner Day (RDOD) at Spring Lake Park on Saturday, September 17, 2011.

Adoptable dogs will be available at this event through approved rescues.

This will be held at Pavilion #2

K-9 dogs will be putting on a demonstration

Search and Rescue Dogs will also be putting on demonstrations

Coloring contest for the kids with awards being given to the top three
Plus kids will be explained on how to be a Responsible Dog Owner

Canine Good Citizen and Therapy Dog International Testing will be given

Agility and Obedience Demonstrations

There will be a conformation fun match to show everyone how a dog is shown

Microchip, Rabies, and booster shots will be given at a discount.

Saturday, September 17
10:00am - 4:00pm

Spring Lake Park, Texarkana, TX.



I will be attending with some of my Great Danes! Can't wait, this will be my first year going & I'm looking forward to it!!

In Remembrance of 9/11

September can be a sad month for many. September 11th was & always will be a heartbreaking & trying day. We remember the families that have lost loved ones, & we also remember the Search & Rescue Dogs, some of them gave there life. This is in Loving Memory of all the people who have lost there life on this day, that includes

some Search & Rescue Dogs. I will always have my flags outside in honor of them. Here are some photos of the aftermath of 9/11 & some canine photos. Prayers go out to the families who were affected by this tragic day.






Dane Fun Section



September's DANE OF THE MONTH Is...

September's "DANE OF THE MONTH" is.....BARON! Owned by Melissa Ellis Swarbrick! Congrats to Melissa & Baron :) picked via random.org :)



~* Treat of the Month*~

HOWL-O-WEEN TRICKING TREATS!

Make 14 bewitching treats-perfect for goblin'

- 2 1/2 cups water
- 1/2 cup canned pumpkin
- 1/8 teaspoon vanilla
- 1 egg
- 4 cup whole wheat flour
- 1/4 cup chopped pecans
- 1/4 teaspoon nutmeg
- 1/4 teaspoon cinnamon

Preheat oven to 350 degrees

In a bowl mix water, pumpkin, vanilla & egg.

Combine flour, pecans, baking powder, nutmeg & cinnamon in another bowl & stir.

Add wet ingredients to dry & mix well.

Spoon into a greased muffin tin, filling each cup completely. Sprinkle the top of muffins with oats & bake for 1 1/4 hrs. Cool completely & store in sealed container.



DANE 101



General Info:

The Great Dane's large and imposing appearance belies its friendly nature; the breed is often referred to as a gentle giant. Great Danes are generally well-disposed toward other dogs, other non-canine pets and humans, although, when feeling threatened, have been known to attack humans. This is usually brought on by a person that is unfamiliar to the dog. Some breeds may chase or attack small animals, but this is not typical with Great Danes. The Great Dane is a very gentle and loving animal with proper care and training. They are also very needy. Some may find them frightening because of their huge structure and loud bark, but they generally have no intention of harming people.

Tips & Facts

Feeding- Great Danes can not, & should NOT have puppy food. Puppy food is generally too high in protein & fat, & because the Great Dane as a breed grows at such a rapid pace, protein & fat content should be kept 22% to 24% protein levels and 12% to 14% fat content.

Socialization & Training is KEY- To a well mannered, & happy Great Dane. If you're a first time GD owner or if you have a new puppy, I recommend you take it to obedience classes. If you don't train your Dane at an early age,

you will have serious problems when it reached adult hood.

Sensitive INSIDE & OUT- I know from experience this breed is one of the most sensitive of the dog world. One word EMOTIONAL! And if they get to stressed, that effects their health & they're predisposed to many health issues, but you can do many things to prevent that, one of the most simple ways is good, quality, nutrition. New Great Dane Owners- Make sure you have a support system. That's one reason why I wanted to set up this page, for new Dane owners to be able to share & ask questions about there baby. I recommend you find a local Great Dane Club, & find "Mentors" so to speak to help you if you run into any problems, or just have questions to ask :)

Visit: <http://www.gdca.org/>

With ALL that being said, if you still have questions, don't hesitate to contact me, & I will do my best to answer them! Here is some more Dane INFO from my website: <http://www.annamclain.com/daneornot.htm>
Contact:
Anna McLain
danelover96@yahoo.com



Www.danesrus.com



Pumpkin Pups

Are you & your Great Dane ready for Fall? Here at Ark-La-Tx Great Dane Lovers we sure are! So much fun comes with Fall!!! Our upcoming October Meet, & then there's HOWL-O-WEEN!!!

Do you carve pumpkins every year? Well if you do, you may be interested in this this that I found on a website called Danes R Us! "**Great Dane Jack-O-Lantern Pumpkin Carving Patterns**" Here's how you do it!

Directions: You can print it directly from your browser.. OR... Click on the gray scale pattern thumbnail to go to the full size version.. right click then "save as" - be sure to remember where you saved it. Locate the saved file and open it in a program that allows printing. Print the

pattern. Tape the pattern to your prepared pumpkin, it helps to scoop out the side you plan to carve to make the side walls of the pumpkin an inch thick or less...you may have to adjust it, make cuts into the outside white area and overlap the resulting "strips" to curve around the pumpkin. use a small nail, or if you want to get fancy-use the little punch tool from a pumpkin carving set (I use the pointy end of a pencil compass)...but poke tiny holes around the outlines of the black and grey areas, just pierce the surface of the skin in order to transfer the outlines. Be sure to make your holes close enough together that you will be able to see the outlines once the paper pattern is removed. for the black areas - carve as you would a regular jack-o-lantern the whole way through. .for the

grey areas, score the pumpkin skin around the outline and remove the skin leaving the flesh beneath intact... illuminate and enjoy!!

If you do this, you can even send it in to danesrus.com Here is a link to the rest of the info on sending it, & the stencils etc :)

<http://www.danesrus.com/howloween/>



HAPPY HOWL-O-WEEN!!!

~*Halloween Safety Tips*~

- Although Halloween is fun for us, it can be scary & dangerous for our pups, here are some tips on how to stay safe & have a happy Halloween!
- Remember that human treats are not usually good for dogs! Candy - especially chocolate - can be extremely toxic to your dog. Artificially sweetened candy, gum and other goodies may also contain xylytol, a highly toxic substance. Dogs may also ingest food wrappers, causing a risk of

choking, upset stomach or gastrointestinal blockage. Keep all of these "human goodies" far out of your dog's reach.

- Halloween Decorations
- Be sure decorations are not in areas where your dog could ingest them or bump into them. Power cords trip your dog or lead to electrical shock if chewed. Be careful with the placement of jack-o-lanterns.
- Trick-or-Treaters Though many dogs

love visitors, some can become fearful of strangers. Many dogs will even be afraid of people they know if those people are in costumes. Think about your dog's typical reaction to visitors and take extra precautions for Halloween.

~* Howl-O-Ween Meet N' Great *~




YES, there ARE more than the 6 standard colors of Danes! Infact there are more than 75 color variations of Danes, yes you read that right 75, there's a Dane for everyone!

"The Coat of Many Colors"

This week QUINS!! By Quins, I mean Harlequins!


Below: (Fawnequin.)



Below: (Blue Brindlequin Pup)



Blue Brindlequin Full grown below, as you can see the stripes came out.



Left: (Standard Harlequin)

Below; (Harlequin & a Fawnequin,)



Breaking NEWS!!!

ARK-LA-TX GREAT DANE LOVERS is getting T-Shirts made up!! This way, if we're at any Meet N' Greets, or dog events, people can spot us out :) Great shirts if you're a fan of the page & Great Danes!!

T-Shirts will be \$25.00

In addition to the T-Shirts...

Ark-La-Tx Great Dane Lovers is getting ready to produce a calender for the year 2012! We're now taking submissions and we will be doing our best to design the calender so that all pictures will be included!! Please send entries to danelover96@yahoo.com or post them on our wall, be sure to put in the subject CALENDER. We will let you know when the calender is available for purchase!! Looking forward to receiving your entries :) THANKS & have a Great Dane Day!!